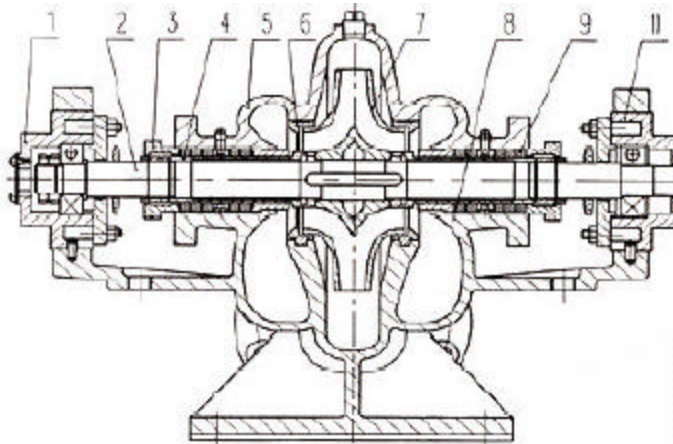


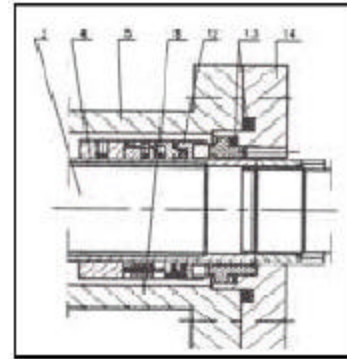
Split Case Pumps

Sectional View




- | | |
|----------------------|---------------------------|
| 1、 Bearing Housing B | 8、 Lower Casing |
| 2、 Shaft | 9、 Packing |
| 3、 Packing Gland | 10、 Bearing Housing A |
| 4、 Shaft Sleeve | 11、 Coupler |
| 5、 Upper Casing | 12、 Mechanical Seal |
| 6、 Wearing Ring | 13、 "O" Ring |
| 7、 Impeller | 14、 Mechanical Seal Gland |

Mechanical Seal Drawing



Performance Range



—正型、+ —A型、O-B型