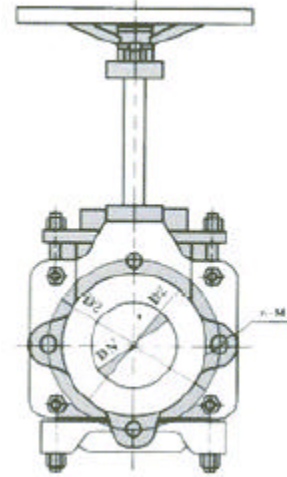
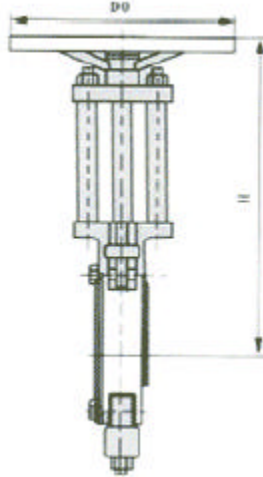





ZT9928-6/10 手动浆料闸阀



主要性能规范 Chief Property And Specification

公称压力 (MPa) Nominal Pressure	阀体材料 Material Of Body	适用介质 Suitable	适用温度 Applicable Temperature
0.6 MPa	0.66 MPa	铸钢、铸铁、不锈钢 Cast-iron, Stainless Steel	X < 80
1.0 MPa	1.1 MPa	糖浆、泥浆、纸浆、污水 Pulp, Studge, Dross	

主要外型及连接尺寸 Main External And Connecting Dimensions(mm)

公称压力 PN(MPa) Nominal Pressure	公称口径 DN(mm) Nominal Diameter	主要结构尺寸(mm)							公称压力 PN(MPa) Nominal Pressure	公称口径 DN(mm) Nominal Diameter	主要结构尺寸(mm)					
		L	D1	D2	H	H1	N-M	Z-φd			L	H	H1	D1	D2	Z-φd
0.6	50	50	90	110	380	330	2-12	2-14	1.0	50	48	306	356	100	125	4-20
	65	55	110	130	415	350	2-12	2-14		65	48	320	365	120	145	4-20
	80	60	125	150	450	370	2-16	2-18		80	50	336	416	135	160	4-20
	100	60	145	170	500	400	2-16	2-18		100	50	374	474	155	180	8-20
	125	65	175	200	625	500	4-16	4-18		125	57	446	571	184	210	8-20
	150	70	200	225	690	540	4-16	4-18		150	57	543	693	210	240	8-24
	200	75	255	280	800	600	4-16	4-18		200	70	610	810	268	295	8-24
	250	85	260	335	900	650	8-16	4-18		250	70	724	974	324	360	12-24
	300	90	362	395	1000	720	8-20	4-22		300	76	820	1120	370	400	12-24
	350	105	412	445	1130	780	8-20	4-22		350	76	921	1271	430	460	16-24
400	115	462	495	1750	850	12-20	4-22	400	89	1026	1426	485	515	16-28		